

Sponsored by:



EQUINE GUELPH
helping horses for life

CHECKLIST FOR FIRE SAFETY

Fire is an ever-present concern for stable owners. Enlist the assistance of your local fire department to do a walkthrough of your property and provide recommendations for a pre-plan, as well as a qualified electrician to evaluate your facility. There are many steps that can be taken to establish good fire prevention practices. The following are particularly important.

OUTSIDE


- My address is posted very clearly in reflective numbers and can be visibly seen from both directions on the road
- I have contacted the fire department and they have given me minimum height and width requirements and turning radius for their vehicles
- My driveway/road can accommodate my fire department's vehicles, there are no overhanging branches, and the roadway is gravel or other improved base
- My parking area does not impinge on access or turning room for emergency vehicles, and no one is allowed to park in front of the stable other than for temporary loading and unloading
- My fire department knows the location of all water sources on my property – ponds, wells, storage tanks, hydrants – which are all easily accessible
- If there is a pond on my property I have installed a standpipe (a rigid vertical pipe to which fire hoses can be connected)
- My fire department knows the location of all emergency utility shutoffs
- If there is a lock on my gate I have a lock box and my emergency responders have access. If there is a combination lock, they have the combination
- There is a pre-plan (fire safety plan which includes the layout of the property indicating the buildings and number of animals inside etc.) in the lock box and the fire department also has a copy




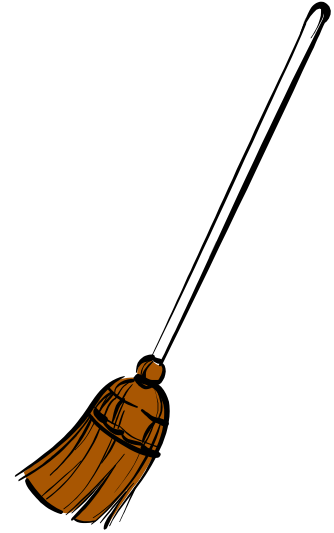
- I have cleared a fire barrier along my road and along my driveway and keep it clear no matter what the weather conditions.
- I have cleared all weeds, brush and debris from around my stable
- There are no overhanging trees or low hydro wires at my stable that could impede emergency vehicles.
- I have clearly marked and easily accessed water spigots on all sides of my stable, with attached hoses long enough to reach the opposite end of the building
- I have a shovel and a ladder on each side of my stable
- I have a backup generator available (stored safely away from the stable) to provide emergency lighting in case of fire.
- I have posted "No Smoking" signs around my stable and have informed my boarders that smoking will not be tolerated anywhere on my property

INSIDE

- I have a sprinkler system inside my stable - this system was installed by a licensed contractor and is appropriate to my climate and water system.
- I have installed smoke detectors in my stable and check them at least twice a year.
- I have clearly marked all utility shutoffs - my boarders know where they are and how to turn them off
- I have minimum 5 pound ABC fire extinguishers mounted at each exit and in all mechanical and feed rooms. If my stable is large or it houses a generator, I will equip it with a minimum 10 pound ABC fire extinguisher and have one every 50 feet
- Everyone at my stable knows how to use a fire extinguisher
- I have more than one doorway from the outside into my stable. While interior doors may be locked, these exterior doors are never locked
- Access doors open to the full width of the aisles



- Every stall has a door that opens to the outside of the building
- Equipment is in place outside the exterior stall doors that can be made into a safe runway to a paddock or pasture. When evacuating horses, exterior doors should open against the outside wall, and horses are herded down the runway to a safe holding area at least 100 feet from the stable. As each horse exits his stall, the door is closed behind him to prevent a loose horse from running back into a stall
- I have all electrical wire encased in non-corrosive conduit
- I have all light fixtures encased in safety cages
- Cobwebs and debris are removed on a regular basis. Loose hay and straw are swept up and disposed of
- All doors to stalls are in good working condition
- I do not have any household extension cords, fans, heaters in my stable. All equipment is designed for stable use and is stored when not in use
- I only use industrial-grade extension cords, don't overload them, and keep them out of the horses' reach
- Any household electrical appliances such as coffee makers, microwaves, etc. use covered grounded outlets and are unplugged when not attended.
- I have a phone in my stable. It is easily accessible, clearly marked, and emergency numbers and directions to the property are posted close by
- Hay and bedding are stored in a separate building at least 50 feet away from my stable
- All fuel, and vehicles that run on it, are at least 50 feet away from my stable
- All aisles are clear of any hazards, including hay bales, tack boxes, storage bins, electrical cords, and cleaning equipment such as rakes and wheelbarrows
- I have lightning protection installed on top of my stable and outbuildings
- I have used flame retardant paints on any wood in my stable



- Every horse has a halter and lead rope that is stored on the front of each stall. All boarders and horse owners have practiced emergency evacuation procedures, (horses have practiced with and without a blindfold), and every horse has been introduced to a firefighter in turnouts.
- Every horse knows how to load into a trailer under any circumstance (inclement weather, day or night, wildfire evacuation, veterinary emergency, etc)
- Our stable practices fire drills and every boarder understands that once flames are seen no one will be allowed to enter the stable, regardless of what person or animal is inside
- Safety and evacuation procedures are discussed at every boarder's meeting and everyone is aware of the dangers and knows the emergency action plan

